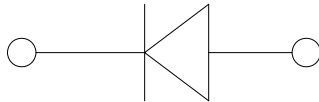



**1N5400 THRU 1N5408**

**General Purpose Rectifier**

RoHS  
COMPLIANT



**Features**

- High efficiency
- High current capability
- High reliability
- High surge current capability
- Low power loss
- Glass passivated chip junction
- Solder dip 275 °C max. 7 s, per JESD 22-B106

**Typical Applications**

For use in general purpose rectification of power supplies, inverters, converters, and freewheeling diodes for consumer, and telecommunication.

**Mechanical Data**

- **Package:**DO-201AD(DO-27)  
Molding compound meets UL 94 V-0 flammability rating, RoHS-compliant
- **Terminals:** Tin plated leads, solderable per J-STD-002 and JESD22-B102
- **Polarity:**Color band denotes cathode end

**■Maximum Ratings (Ta=25°C Unless otherwise specified)**

PARAMETER	SYMBOL	UNIT	1N5400	1N5401	1N5402	1N5404	1N5406	1N5407	1N5408
Device marking code									
Maximum Repetitive Peak Reverse Voltage	V <sub>RRM</sub>	V	50	100	200	400	600	800	1000
Maximum RMS Voltage	V <sub>RMS</sub>	V	35	70	140	280	420	560	700
Maximum DC blocking Voltage	V <sub>DC</sub>	V	50	100	200	400	600	800	1000
Average Forward Current @60Hz sine wave, Resistance load, Ta =70°C	I <sub>F(AV)</sub>	A	3.0						
Forward Surge Current (Non-repetitive) @60Hz Half-sine wave, 1 cycle, Tj=25°C	I <sub>FSM</sub>	A	200						
Forward Surge Current (Non-repetitive) @1ms, square wave, 1 cycle, Tj=25°C			400						
Current squared time @1ms≤t≤8.3ms Tj=25°C, Rating of per diode	I <sup>2</sup> t	A <sup>2</sup> s	166						
Typical junction capacitance @Measured at 1MHz and Applied Reverse Voltage of 4.0 V.D.C	C <sub>j</sub>	pF	40						
Storage Temperature	T <sub>stg</sub>	°C	-55 ~ +150						
Junction Temperature	T <sub>j</sub>	°C	-55 ~ +150						

**■Electrical Characteristics (Ta=25°C Unless otherwise specified)**

PARAMETER	SYMBOL	UNIT	TEST CONDITIONS	1N5400	1N5401	1N5402	1N5404	1N5406	1N5407	1N5408
Maximum instantaneous forward voltage drop per diode	V <sub>F</sub>	V	I <sub>F</sub> =3.0A	1.0						
Maximum DC reverse current at rated DC blocking voltage per diode	I <sub>R</sub>	μA	T <sub>j</sub> =25°C	2.5						
			T <sub>j</sub> =125°C	100						

## 1N5400 THRU 1N5408

### ■ Thermal Characteristics (T<sub>a</sub>=25°C Unless otherwise specified)

PARAMETER	SYMBOL	UNIT	1N5400	1N5401	1N5402	1N5404	1N5406	1N5407	1N5408
Typical Thermal Resistance	R <sub>θJA</sub>	°C/W	30						

### ■ Ordering Information (Example)

PREFERRED P/N	PACKAGE CODE	UNIT WEIGHT(g)	MINIMUM PACKAGE(pcs)	INNER BOX QUANTITY(pcs)	OUTER CARTON QUANTITY(pcs)	DELIVERY MODE
1N5400G~1N5408G	D1	Approximate 1.05	1250	1250	12500	Tape
1N5400G~1N5408G	C1	Approximate 1.05	250	250	12500	Bulk

### ■ Characteristics (Typical)

FIG.1: I<sub>o</sub>-T<sub>a</sub> Curve

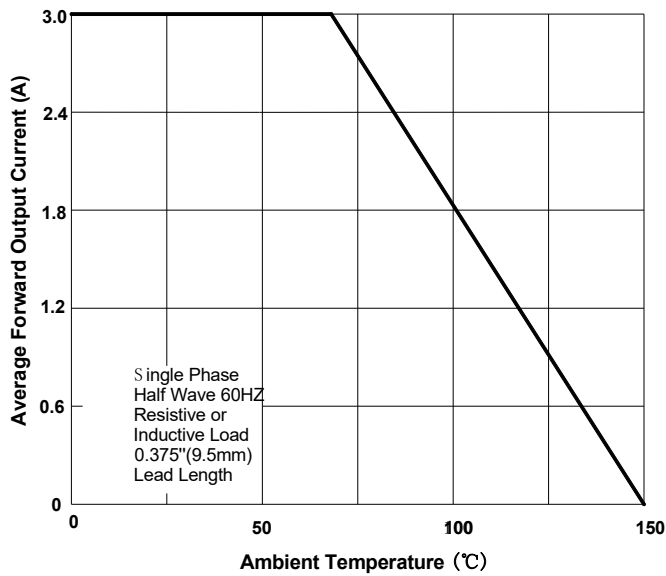


FIG.2: Forward Surge Current Capability

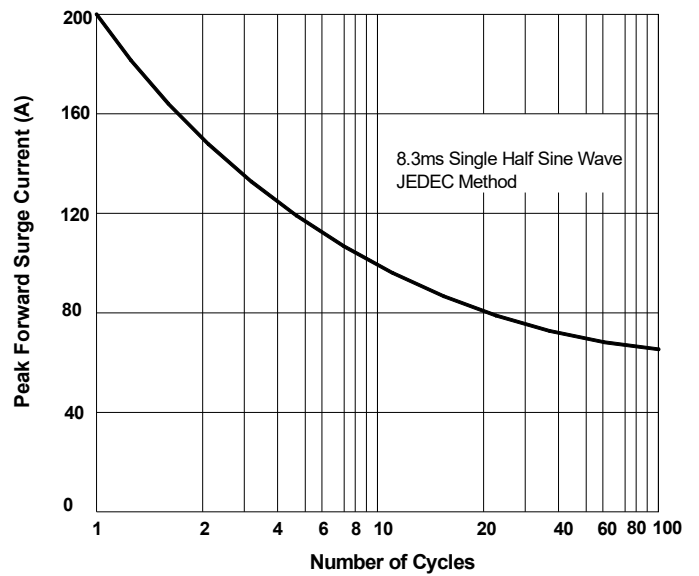


FIG.3: Forward Voltage

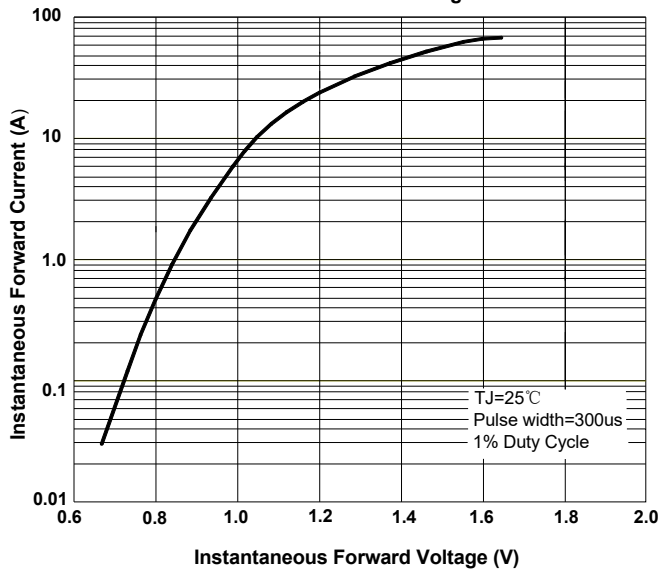
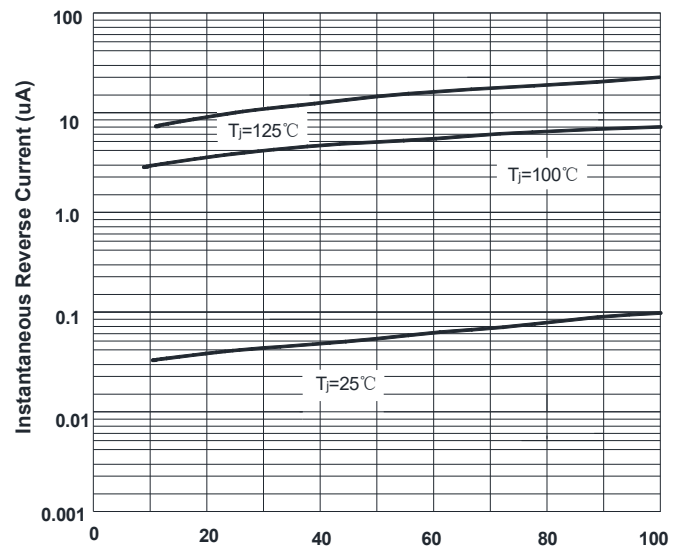
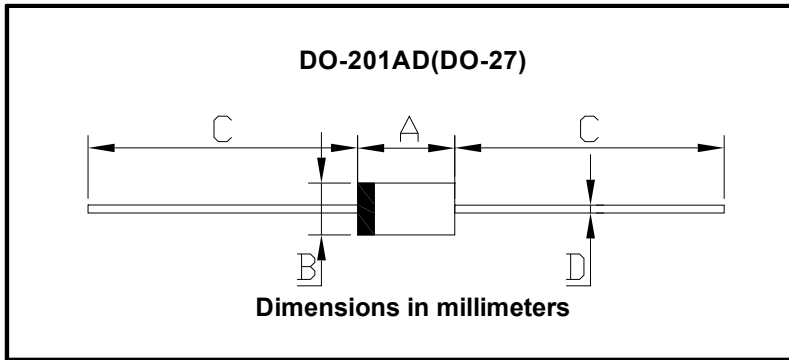


FIG.4: Typical Reverse Characteristics



■ Outline Dimensions

**1N5400 THRU 1N5408**



DO-201AD(DO-27)		
Dim	Min	Max
A	8.50	9.50
B	5.00	5.60
C	25.4	/
D	1.20	1.30

**1N5400 THRU 1N5408**

**Disclaimer**

The information presented in this document is for reference only. Ningbo KLS Electronic Co., Ltd. reserves the right to make changes without notice for the specification of the products displayed herein to improve reliability, function or design or otherwise.

The product listed herein is designed to be used with ordinary electronic equipment or devices, and not designed to be used with equipment or devices which require high level of reliability and the malfunction of which would directly endanger human life (such as medical instruments, transportation equipment, aerospace machinery, nuclear-reactor controllers, fuel controllers and other safety devices), KLS or anyone on its behalf, assumes no responsibility or liability for any damages resulting from such improper use of sale.

This publication supersedes & replaces all information previously supplied. For additional information, please visit our website <http://www.klsele.com> , or consult your nearest KLS's sales office for further assistance.